

Climate and Health Vulnerability in North Carolina

{ Lauren Thie, MSPH
Epidemiologist, NC Department of Health and Human Services
April 28, 2014



Your poll will show here

1

Install the app from
pollev.com/app



2

Make sure you are in
Slide Show mode

Still not working? Get help at pollev.com/app/help

or

[Open poll in your web browser](#)





Your poll will show here

1

Install the app from
pollev.com/app



2

Make sure you are in
Slide Show mode

Still not working? Get help at pollev.com/app/help

or

[Open poll in your web browser](#)





Your poll will show here

1

Install the app from
pollev.com/app



2

Make sure you are in
Slide Show mode

Still not working? Get help at pollev.com/app/help

or

[Open poll in your web browser](#)



Heat Illness in NC: What We Know

- ⌘ Emergency department: 25-64 year old males in rural areas
- ⌘ Increased hospitalization rates among older citizens
- ⌘ Tragic farmworker deaths

Illness from Poor Air Quality

Tropical Storm & Hurricane Injuries and Deaths

What are NC's 'Landmines'?



Source: Thomas Reuters Foundation www.trust.org

This presentation was supported by the Cooperative Agreement Number 1UE1EH001126 from The Centers for Disease Control and Prevention. Its contents are solely the responsibility of the authors and do not necessarily represent the official views of the Centers for Disease Control and Prevention.

lauren.thie@dhhs.nc.gov (919) 707-5931